

# Elasticsearch internals

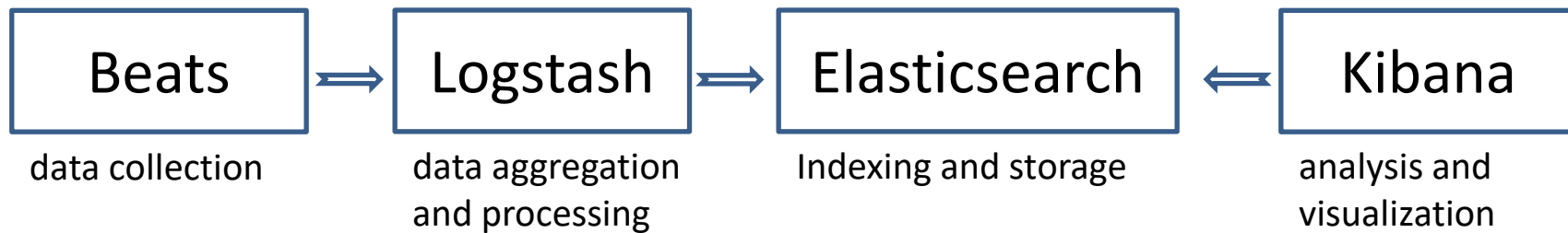
Martin Toshev

# Agenda

- The ELK stack
- Elasticsearch architecture
- Extending Elasticsearch

# The ELK stack

# Overview



# Elasticsearch

- A web server build on top of the Lucene Java library
- Another way to describe it is a document-oriented database
- Provides more functionality not provided by Lucene such as:
  - Caching
  - Clustering
  - JSON-based REST API

# Elasticsearch

- The basic data structure used by Elasticsearch is an **inverted index**
- Indexes are stored on disk in separate files
- Search can be performed on multiple indexes
- Documents in an index are logically grouped by type (deprecated in 7.0.0)

# Elasticsearch

- In order to ensure result relevancy Elasticsearch uses a few algorithms to calculate relevant scores
- The default one used is **BM25** (prior to 5.0 it was **tf-idf**)

# Elasticsearch

- Provides faster retrieval of documents for more scenarios than a traditional RDBMS
- A traditional RDBMS uses indexes implemented using a B-tree or hash table structures
- The RDBMS indexes pose significant limitations on the types of queries where they can be applied



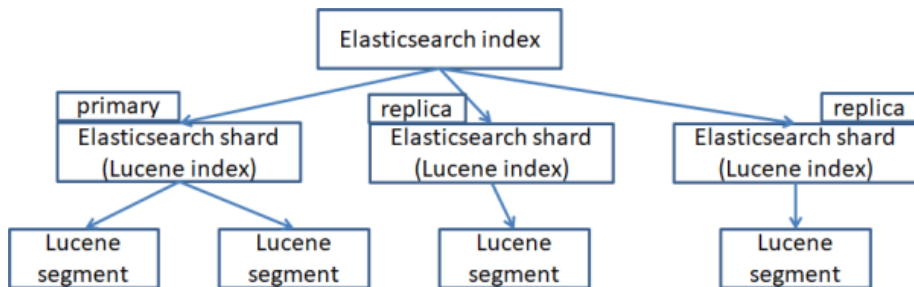
# Elasticsearch

- Documents might not have an explicit schema specified
- An explicit schema (mapping) for certain fields can be specified
- Certain fields can match a pattern that identifies their field types (dynamic mapping)
- The same field can be indexed multiple times using different mechanisms

# Elasticsearch architecture

# Clustering

- Elasticsearch is designed with clustering in mind
- By default each node starts with 1 shard (5 in versions < 7.0.0)
- An Elasticsearch shard is a Lucene index



# Clustering

- The more nodes are added to the cluster shards get distributed among nodes
- By default, Elasticsearch tries to balance the number of shards across your nodes so the load is evenly spread
- Partial results can be returned from shards that are still available

# Clustering

- The shard for a document is determined based on the following formula:

```
shard = hash(<routing_key>) % number_of_primary_shards
```

- By default the routing key is the document ID
- A custom routing key can be set during indexing to enable shard routing

# Clustering

- By default, new nodes discover existing clusters via multicast
- If a cluster is discovered, the new node joins it only if it has the same cluster name
- If a node on the same instance already runs on the specified port Elasticsearch tries to pick the next available port

# Clustering

- Two ways to discover nodes:
    - multicast: automatic discovery of nodes on the network, multicast ping send by default to 224.2.2.4:54328
    - unicast: explicitly specify cluster nodes in the Elasticsearch configuration
- ```
discovery.seed_hosts = ["10.0.0.3", "10.0.0.4:9300",  
                        "10.0.0.5[9300-9400]"]
```
- In unicast discovery not all nodes need to be listed
  - The ones that are listed need to know of the other nodes in the cluster

# Scaling considerations

- When planning an Elasticsearch cluster several aspects need to be considered:
  - sharding
  - splitting data between indexes
  - maximizing throughput



# Sharding considerations

- Too small number of shards introduces a scalability bottleneck
- Too many shards introduces performance and management overhead
- Determining the number of shards should be based on an upfront planning

# Data considerations

- Avoid putting huge amounts of data in a single index
- Index allocation strategies might be adopted such as a daily/weekly/yearly index. For example: **orders-20200106**
- Aliases can be used to avoid changing the name of the index

# Concurrency control

- Elasticsearch uses optimistic locking for concurrency control
- When indexing a document the **version** attribute can be specified
- If the document already has the specified version the operation is rejected from Elasticsearch
- Concurrency control can also be achieved using **the if\_seq\_no** and **if\_primary\_term** parameters of an index request

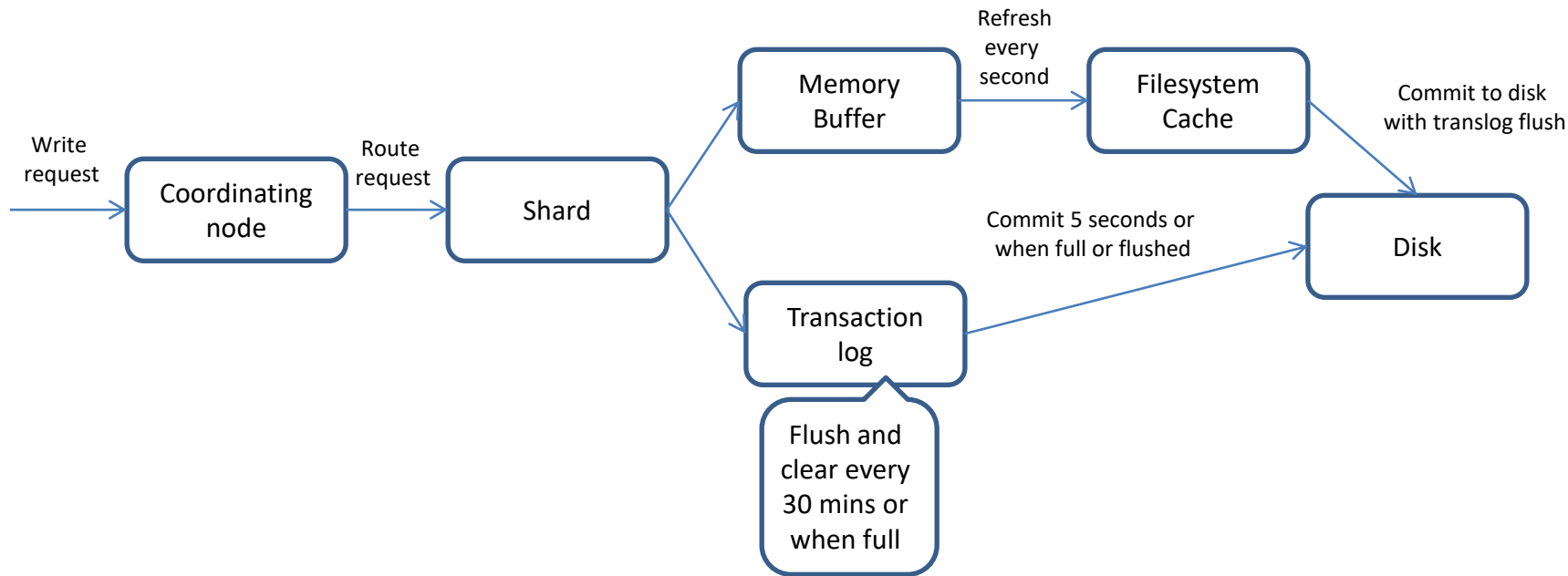
# High availability

- To increase availability, you can create one or more copies (called replicas) for each of your initial shards (called primaries)
- Once an indexing request is send to a particular shard (determined from a hash of the document's ID) the document being indexes is also sent to the shard's replicas

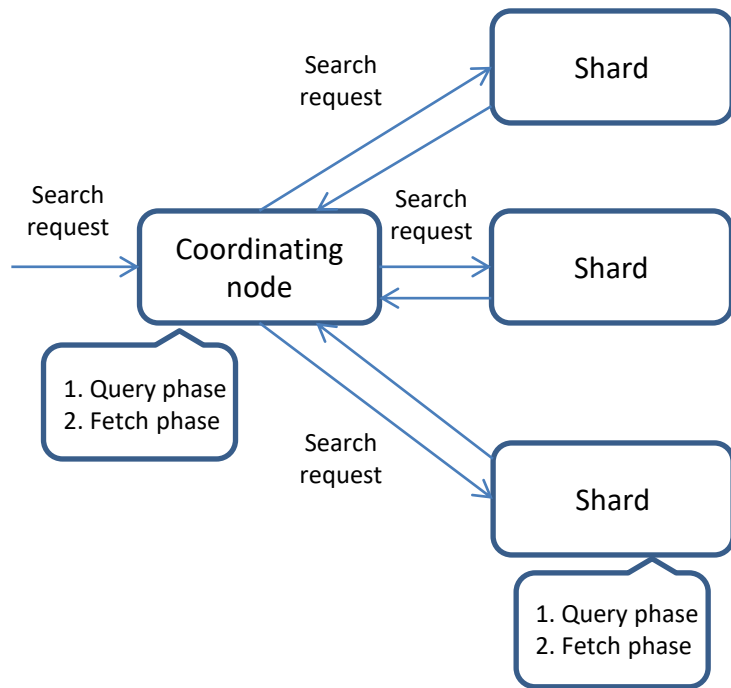
# High availability

- When you perform a search request Elasticsearch distributes the load among the shards and the replicas
- In that manner replicas are also used to improve performance and not only provide a mechanism for fault-tolerance

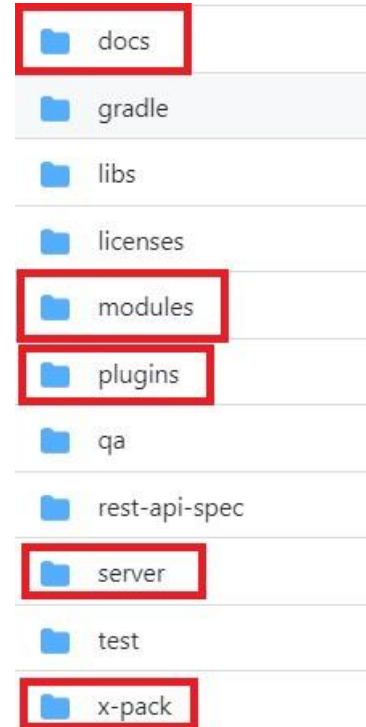
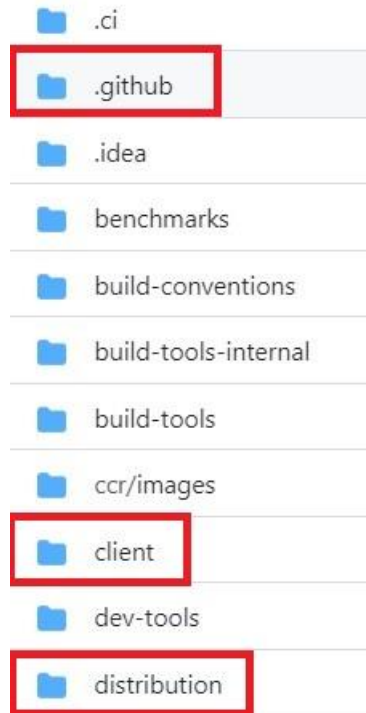
# Shard request processing



# Shard request processing



# Repository structure





# Elasticsearch modules

- Internally Elasticsearch is comprised of different modules
- Modules are loaded during Elasticsearch instance startup
- Elasticsearch used a modified version of Google Guice for the module binding

```
// b is a Guice binder
modules.add(b -> {
    b.bind(Node.class).toInstance(this);
    b.bind(NodeService.class).toInstance(nodeService);
    b.bind(PluginsService.class).toInstance(pluginsService);
    b.bind(ThreadPool.class).toInstance(threadPool);
    ...
})
```

# Elasticsearch startup

```
org.elasticsearch.bootstrap.Elasticsearch#main()
```



```
org.elasticsearch.bootstrap.Elasticsearch#start()
```



```
org.elasticsearch.node.Node#start()
```

# Indexing

`org.elasticsearch.index.IndexService#createShard()`



shard must be created upfront

`org.elasticsearch.index.shard.IndexShard#applyIndexOperationOnPrimary()`



`org.elasticsearch.index.shard.IndexShard#index()`



`org.elasticsearch.index.engine.InternalEngine#index()`



`org.elasticsearch.index.engine.InternalEngine#indexIntoLucene()`



`org.elasticsearch.index.engine.InternalEngine#addDocs()`



`org.apache.lucene.index.IndexWriter#addDocuments()`



# Extending Elasticsearch

# Elasticsearch plug-ins

- Plug-ins extend the functionality of Elasticsearch
- Located under the **plugins** directory
- The **elasticsearch-plugin** utility can be used to manage plugins

```
bin/elasticsearch-plugin install [core_plugin_name]
```

```
bin/elasticsearch-plugin install [URL]
```

```
bin/elasticsearch-plugin list
```

```
bin/elasticsearch-plugin remove [plugin_name]
```

# Elasticsearch plug-ins

- Elasticsearch plug-ins are bundled in a ZIP archive along with their dependencies
- Elasticsearch plug-ins must implement the **org.elasticsearch.plugins.Plugin** class
- An instance of **org.elasticsearch.plugins.PluginService** is responsible to load plug-ins

# Elasticsearch plug-in example

- Let's create a simple plug-in that provides an ingest processor to filter words from a field of an indexed document ...

# Elasticsearch plug-in example

```
public class FilterIngestPlugin extends Plugin implements IngestPlugin {  
  
    public static final Setting<String> FILTER_WORD = Setting.simpleString("filter.word", Setting.Property.IndexScope,  
        Setting.Property.Dynamic);  
    public static final Setting<String> FILTER_FIELD = Setting.simpleString("filter.field", Setting.Property.IndexScope,  
        Setting.Property.Dynamic);  
  
    @Override  
    public List<Setting<?>> getSettings() {  
        return Arrays.asList(FILTER_WORD, FILTER_FIELD);  
    }  
    @Override  
    public Map<String, Processor.Factory> getProcessors(Processor.Parameters parameters) {  
        String filterWord = FILTER_WORD.get(parameters.env.settings());  
        String filterField = FILTER_FIELD.get(parameters.env.settings());  
  
        Map<String, Processor.Factory> processors = new HashMap<>();  
        processors.put(FilterWordProcessor.TYPE, new FilterWordProcessor.Factory(filterWord, filterField));  
        return processors;  
    }  
}
```



# Elasticsearch plug-in example

```
public class FilterWordProcessor extends AbstractProcessor {  
  
    ...  
  
    @Override  
    public IngestDocument execute(IngestDocument ingestDocument) throws Exception {  
        IngestDocument document = ingestDocument;  
        String value = document.getFieldValue(field, String.class);  
        String clearedValue = value.replace(filterWord, "");  
        document.setFieldValue(field, clearedValue);  
        return document;  
    }  
  
    public static final class Factory implements Processor.Factory {  
        ...  
        public Processor create(Map<String, Processor.Factory> registry, String processorTag,  
                                Map<String, Object> config) throws Exception {  
            return new FilterWordProcessor(processorTag, filterWord, field);  
        }  
    }  
}
```

# Q&A

# Thank you